

Breaking New Ground in UV Performance

# UV Series™

Germicidal Ballasts



## A brilliant combination of reliability and value



Robertson ballasts can bring an added level of quality and reliability to your UV systems. Our ballasts are among the most trusted ballasts in the industry, delivering consistent, dependable power to protect hospitals, food processing facilities, schools, office buildings, recreational facilities, and residences.

Robertson UV ballasts are specifically designed to operate a variety of germicidal lamps and provide such features as:

- MultiVolt technology, which operate from 120V through 277V for application flexibility
- Auto-restart, which eliminates the need to reset the power mains after lamp replacement
- Program start operation for extended lamp life in frequent switching applications
- Exclusive patented All-Star Protection on selected models
- Multiple lamp operation for use in high-output or standard applications with twin-tube or linear configurations

When the health and safety of your customers is at stake, trust the name that's been delivering proven solutions for more than 60 years — Robertson Worldwide.

# REI264G6HOMV

eBallast for 2/1 G10T5HO thru G64T5HO UV Lamps  
 Instant Start, MultiVolt Input 120-277Vac ±10%, 50-60Hz.



### Performance

- Electronic ballast
- Instant start operation
- Parallel lamp connection
- High power factor
- Encased and potted
- Internal surge protection
- Meets FCC Part 18 (Class A)
- Meets ANSI standard C62.41
- Meets ANSI standard C82.11
- Max. Current THD ≤10%
- Current Crest Factor ≤1.7

### Application

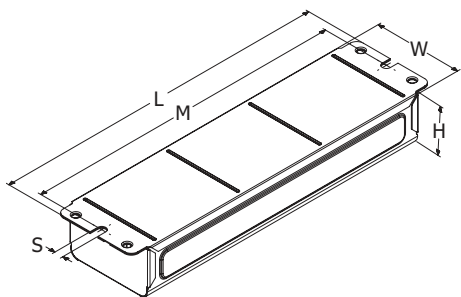
- Max. case temp: 167°F/75°C
- Max. ambient temp: 104°F/40°C
- Min. starting temp: 0°F/-18°C
- Lamp starts: >15,000
- Remote mounting: 18 ft.

### Safety

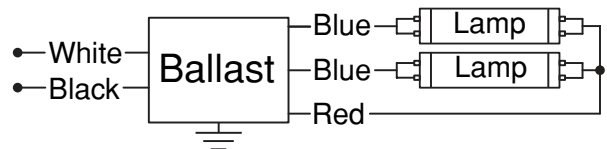
- UL/935:  
(Class P, Type HL, Type 1 outdoor)
- CSA certified (cUL) listed
- Inherent thermal protection
- RoHS compliant
- No PCB's

Line Voltage (V)	Lamp Type	Approx. Lamp Length	Lamp Watts	Arc Current (mA)	Arc Voltage (V)	No. of Lamps	Line Current (A)	Input Power (W)	Power Factor
120	G64T5HO	61"	155	820	166	2	2.50	300	≥0.98
230							1.30		
277							1.12		
120	G64T5HO	61"	155	820	170	1	1.10	145	≥0.98
230							0.55		
277							0.60		
120	G36T5HO	33"	75	870	78	2	1.05	124	≥0.98
230							0.54		
277							0.50		
120	G36T5HO	33"	75	870	84	1	0.59	70	≥0.98
230							0.29		
277							0.26		
120	G10T5HO	14"	32	N/A	N/A	2	0.51	63	≥0.85
230							0.26		
277							0.23		
120	G10T5HO	14"	32	N/A	N/A	1	0.28	35	≥0.85
230							0.17		
277							0.15		

### Dimensions & Wiring Diagram



L	W	H	M	S
11 11/16	3 3/32	1 13/16	11 1/4	5/16
11.69	3.09	1.81	11.25	0.31
29.69 cm	7.85 cm	4.60 cm	28.58 cm	0.79 cm



For 1 lamp application, cap unused blue lead, insulate 600V

Standard lead lengths and tolerance:

- Black: 12"
- White: 12"
- Red: 48"
- Blue: (2) 34"

Tolerance ±2.00 -1.00, Strip 0.375", Tolerance ±0.06

# REI264G6MV



eBallast for 2/1 G10T5 thru G64T5 UV Lamps  
 Instant Start, MultiVolt Input 120-277Vac ±10%, 50-60Hz.

### Performance

- Electronic ballast
- Instant start operation
- Parallel lamp connection
- High power factor
- Encased and potted
- Internal surge protection
- Meets FCC Part 18 (Class A)
- Meets ANSI standard C62.41
- Meets ANSI standard C82.11
- Max. Current THD ≤10%
- Current Crest Factor ≤1.7

### Application

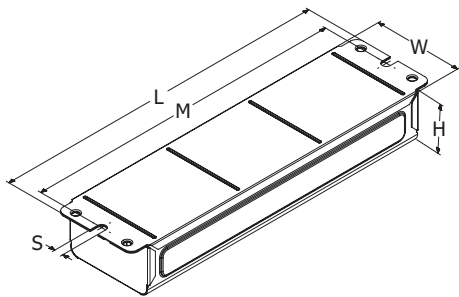
- Max. case temp: 167°F/75°C
- Max. ambient temp: 104°F/40°C
- Min. starting temp: 0°F/-18°C
- Lamp starts: >15,000
- Remote mounting: 18 ft.

### Safety

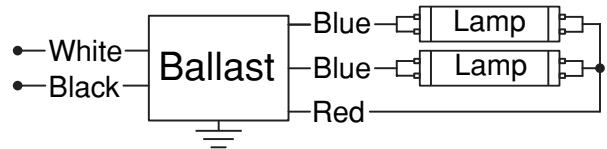
- UL/935:  
(Class P, Type HL, Type 1 outdoor)
- CSA certified (cUL) listed
- Inherent thermal protection
- RoHS compliant
- No PCB's

Line Voltage (V)	Lamp Type	Approx. Lamp Length	Lamp Watts	Arc Current (mA)	Arc Voltage (V)	No. of Lamps	Line Current (A)	Input Power (W)	Power Factor
120	G64T5	61"	75	410	170	2	1.20	144	≥0.98
230							0.61		
277							0.52		
120	G64T5	61"	75	530	166	1	0.60	70	≥0.98
230							0.30		
277							0.25		
120	G36T5	33"	39	420	96	2	0.62	80	≥0.98
230							0.32		
277							0.24		
120	G36T5	33"	39	540	90	1	0.35	45	≥0.98
230							0.19		
277							0.15		
120	G10T5	14"	17	420	40	2	0.34	38	≥0.85
230							0.17		
277							0.14		
120	G10T5	14"	17	550	37	1	0.18	23	≥0.85
230							0.12		
277							0.10		

### Dimensions & Wiring Diagram



L	W	H	M	S
11 11/16	3 3/32	1 13/16	11 1/4	5/16
11.69	3.09	1.81	11.25	0.31
29.69 cm	7.85 cm	4.60 cm	28.58 cm	0.79 cm



For 1 lamp application, cap unused blue lead, insulate 600V

Standard lead lengths and tolerance:

- Black: 12"
- Red: 48"
- White: 12"
- Blue: (2) 34"

Tolerance ±2.00 -1.00, Strip 0.375", Tolerance ±0.06

# REI164G6HOMV



eBallast for 1 G14T5HO thru G67T5HO UV Lamps  
 Instant Start, MultiVolt Input 120-277Vac ±10%, 50-60Hz.

### Performance

- Electronic ballast
- Instant start operation
- Parallel lamp connection
- High power factor
- Encased and potted
- Internal surge protection
- Meets FCC Part 18 (Class A)
- Meets ANSI standard C62.41
- Meets ANSI standard C82.11
- Max. Current THD ≤10%
- Current Crest Factor ≤1.7

### Application

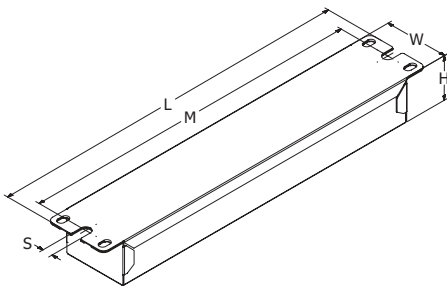
- Max. case temp: 167°F/75°C
- Max. ambient temp: 104°F/40°C
- Min. starting temp: 0°F/-18°C
- Lamp starts: >15,000
- Remote mounting: 18 ft.

### Safety

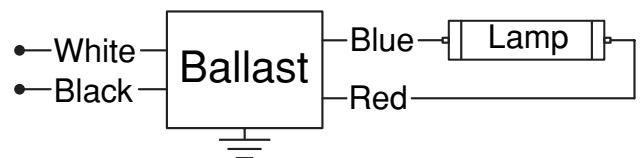
- UL/935:  
(Class P, Type HL, Type 1 outdoor)
- CSA certified (cUL) listed
- Inherent thermal protection
- RoHS compliant
- No PCB's

Line Voltage (V)	Lamp Type	Approx. Lamp Length	Lamp Watts	Arc Current (mA)	Arc Voltage (V)	No. of Lamps	Line Current (A)	Input Power (W)	Power Factor
120	G67T5HO	64"	160	800	189	1	1.10	129	≥0.98
230							0.56		
277							0.51		
120	G64T5HO	61"	155	800	179	1	1.00	120	≥0.98
230							0.52		
277							0.43		
120	G36T5HO GHO36T5	33"	84	800	98	1	0.59	71	≥0.95
230							0.31		
277							0.26		
120	G10T5HO	14"	37	800	42	1	0.28	34	≥0.90
230							0.16		
277							0.14		
120	G14T5HO	11"	30	N/A	N/A	1	0.26	33	≥0.90
230							0.16		
277							0.14		

### Dimensions & Wiring Diagram



L	W	H	M	S
9 7/16	1 7/8	1 7/16	8 7/8	5/16
9.44	1.88	1.44	8.88	0.31
23.98 cm	4.78 cm	3.66 cm	22.56 cm	0.79 cm



Standard lead lengths and tolerance:

- Black: 12"      • Red: 48"
- White: 12"      • Blue: 34"

Tolerance ±2.00 -1.00, Strip 0.375", Tolerance ±0.06

# REI164G6MV

eBallast for 1 G10T5 thru G67T5 UV Lamps  
 Instant Start, MultiVolt Input 120-277Vac ±10%, 50-60Hz.



### Performance

- Electronic ballast
- Instant start operation
- Parallel lamp connection
- High power factor
- Encased and potted
- Internal surge protection
- Meets FCC Part 18 (Class A)
- Meets ANSI standard C62.41
- Meets ANSI standard C82.11
- Max. Current THD ≤10%
- Current Crest Factor ≤1.7

### Application

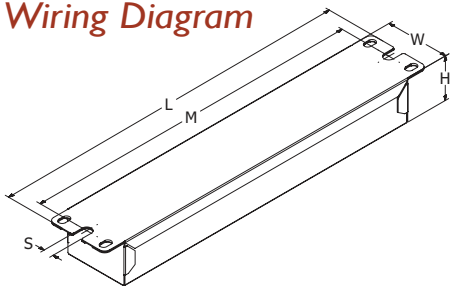
- Max. case temp: 167°F/75°C
- Max. ambient temp: 104°F/40°C
- Min. starting temp: 0°F/-18°C
- Lamp starts: >15,000
- Remote mounting: 18 ft.

### Safety

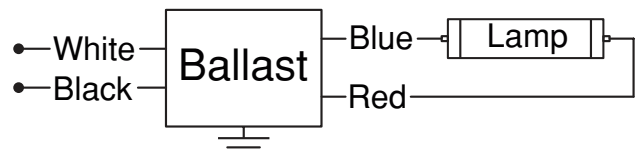
- UL/935:  
(Class P, Type HL, Type 1 outdoor)
- CSA certified (cUL) listed
- Inherent thermal protection
- RoHS compliant
- No PCB's

Line Voltage (V)	Lamp Type	Approx. Lamp Length	Lamp Watts	Arc Current (mA)	Arc Voltage (V)	No. of Lamps	Line Current (A)	Input Power (W)	Power Factor
120	G67T5	64"	79	425	189	1	0.72	89	≥0.98
230							0.35		
277							0.31		
120	TUV64SPT5	58"	75	369	184	1	0.67	81	≥0.98
230							0.28		
277							0.27		
120	G64T5	61"	65	369	185	1	0.55	65	≥0.98
230							0.28		
277							0.24		
120	G48T6	48"	50	425	135	1	0.45	52	≥0.96
230							0.24		
277							0.19		
120	TUV36SPT5	33"	40	378	89	1	0.40	45	≥0.95
230							0.21		
277							0.16		
120	G36T5 G36T6	33"	39	378	91	1	0.40	45	≥0.95
230							0.21		
277							0.16		
120	G10T5	14"	16	381	68	1	0.18	22	≥0.90
230							0.11		
277							0.09		
120	G14T5	11"	14	383	31	1	0.16	21	≥0.90
230							0.16		
277							0.08		

### Dimensions & Wiring Diagram



L	W	H	M	S
9 7/16	1 7/8	1 7/16	8 7/8	5/16
9.44	1.88	1.44	8.88	0.31
23.98 cm	4.78 cm	3.66 cm	22.56 cm	0.79 cm



Standard lead lengths and tolerance:

- Black: 12"
- Red: 48"
- White: 12"
- Blue: 34"

Tolerance ±2.00 -1.00, Strip 0.375", Tolerance ±0.06

# PSR2GPH55HOMV



eBallast for 2/1 GPH406T5HO thru GPH508T5HO UV Lamps  
or 1 GPH841T5HO UV Lamp

Program Start, MultiVolt Input 120-277Vac ±10%, 50-60Hz.

### Performance

- Electronic ballast
- Program start operation
- Series lamp connection
- High power factor
- Encased and potted
- All-Star protection
- Meets FCC Part 18 (Class A)
- Meets ANSI standard C62.41
- Meets ANSI standard C82.11
- Max. Current THD ≤10%
- Current Crest Factor ≤1.7

### Application

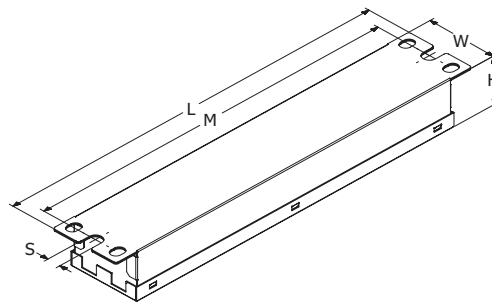
- Max. case temp: 194°F/90°C
- Max. ambient temp: 140°F/60°C
- Min. starting temp: -22°F/-30°C
- Lamp starts: >50,000
- Remote mounting: 18 ft.

### Safety

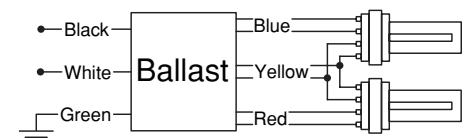
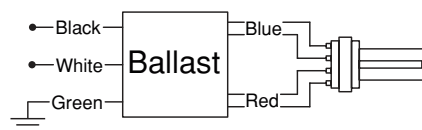
- UL/935:  
(Class P, Type HL, Type 1 outdoor)
- CSA certified (cUL) listed
- Inherent thermal protection
- RoHS compliant
- No PCB's

Line Voltage (V)	Lamp Type	Approx. Lamp Length	Lamp Watts	Arc Current (mA)	Arc Voltage (V)	No. of Lamps	Line Current (A)	Input Power (W)	Power Factor
120	GPH406T5HO	16"	41	800	60	2	0.66	80	≥0.98
277							0.28		
120	GPH406T5HO	16"	41	800	60	1	0.35	42	≥0.98
277							0.15		
120	GPH436T5HO	17"	42	800	110	2	0.68	82	≥0.98
277							0.30		
120	GPH436T5HO	17"	42	800	110	1	0.36	45	≥0.98
277							0.16		
120	GPH508T5HO	20"	51	778	124	2	0.82	98	≥0.98
277							0.35		
120	GPH508T5HO	20"	51	778	123	1	0.43	53	≥0.98
277							0.19		
120	GPH841T5HO	33"	90	800	120	1	0.74	88	≥0.98
277							0.32		

### Dimensions & Wiring Diagram



L	W	H	M	S
9 7/16	1 7/8	1 7/16	8 7/8	5/16
9.44	1.88	1.44	8.88	0.31
23.98 cm	4.78 cm	3.66 cm	22.56 cm	0.79 cm



Standard lead lengths and tolerance:

- Black: 12"
- White: 12"
- Red: 26"
- Blue: 26"
- Yellow: 26"

Tolerance ±2.00 -1.00, Strip 0.375", Tolerance ±0.06

# PSP2GPH40HOVDW



eBallast for 2/1 GPH212T5HO thru GPH893T5HO UV Lamps or  
1 TUV55wPL-L thru TUV75WHO UV Lamp

Program Start, MultiVolt Input 100-277Vac ±10%, 50-60Hz.

### Performance

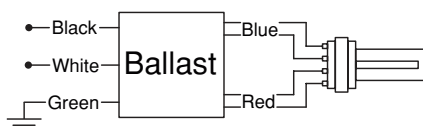
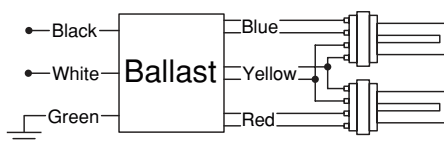
- Electronic ballast
- Program start operation
- Series lamp connection
- High power factor
- Encased and potted
- All-Star protection
- Meets FCC Part 18 (Class B) for EMI and RFI consumer limits 120-240V
- Meets ANSI standard C62.41

### Application

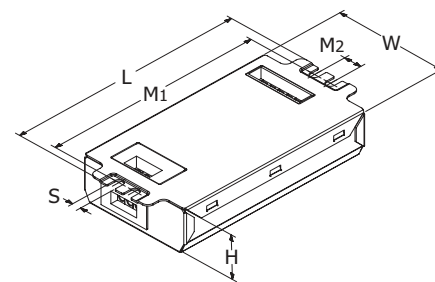
- Max. case temp: 185°F/85°C
- Max. ambient temp: 140°F/60°C
- Min. starting temp: -22°F/-30°C
- Lamp starts: >50,000
- Remote mounting: 18 ft.
- Metal housing

### Safety

- UL/935:  
(Class P, Type HL, Type 1 outdoor)
- CSA certified (cUL) listed
- Inherent thermal protection
- RoHS compliant



### Dimensions & Wiring Diagram



L	W	H	M	S
5	3	1 3/8	4 5/8	1/4
5.00	3.00	1.38	4.63	0.25
12.70 cm	7.62 cm	3.51 cm	11.76 cm	0.64 cm

Line Voltage (V)	Lamp Type	Lamp Watts	Approx. Lamp Length	No. of Lamps	Line Current (A)	Input Power (W)	Power Factor	Max Current THD (%)	Current Crest Factor
100-120-277	GPH212T5HO	18	8"	1	0.23-0.19-0.10	24	≥0.99	≤15	≤1.7
				2	0.45-0.34-0.15	42	≥0.97	≤15	≤1.5
100-120-277	GPH287T5T5HO	27	11"	1	0.29-0.24-0.12	30	≥0.98	≤15	≤1.7
				2	0.53-0.45-0.19	54	≥0.98	≤10	≤1.7
100-120-277	GPH357T5HO	32	14"	1	0.32-0.27-0.13	33	≥0.98	≤15	≤1.7
				2	0.59-0.49-0.21	59	≥0.98	≤10	≤1.7
100-120-277 120-277	GPH463T5HO	48	17"	1	0.40-0.35-0.15	41	≥0.98	≤15	≤1.7
				2	0.60-0.27	74	≥0.98	≤10	≤1.7
100-120-277	GPH508T5HO	51	20"	1	0.48-0.38-0.17	47	≥0.98	≤15	≤1.7
100-120-277	GPH608T5HO	60	24"	1	0.53-0.45-0.20	54	≥0.98	≤10	≤1.6
100-120-277	GPH841T5HO	86	33"	1	0.72-0.58-0.27	72	≥0.98	≤10	≤1.7
100-120-277	GPH893T5HO	95	35"	1	0.65-0.54-0.24	66	≥0.98	≤10	≤1.7
120-277	TUV55WPL-L	55	21"	1	0.63-0.26	74	≥0.98	≤10	≤1.6
120-277	TUV60W HO	60	16"	1	0.65-0.28	74	≥0.98	≤10	≤1.6
120-277	TUV75W HO	75	18"	1	0.70-0.29	74	≥0.98	≤10	≤1.6



# PSM2GPH18MVDW



eBallast for 2/1 GPH212T5 thru GPH810T5, GPL18K thru GPL36K or

2/1 TUV11W4PSE thru TUV36T54PSE UV Lamps

Program Start, MultiVolt Input 120-277Vac ±10%, 50-60Hz.

### Performance

- Electronic ballast
- Program start operation
- Series lamp connection
- High power factor
- Encased and potted
- All-Star protection
- Meets FCC Part 18 (Class B) for EMI and RFI consumer limits 120-240V
- Meets ANSI standard C62.41
- Meets ANSI standard C82.11
- Max. Current THD ≤10%
- Current Crest Factor ≤1.7

### Application

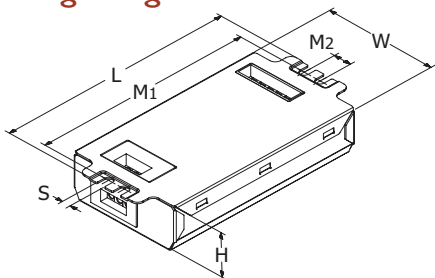
- Max. case temp: 167°F/75°C
- Max. ambient temp: 104°F/40°C
- Min. starting temp: 0°F/-18°C
- Lamp starts: >50,000
- Remote mounting: 18 ft.

### Safety

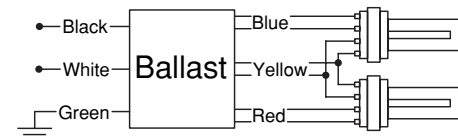
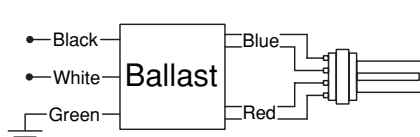
- UL/935:  
(Class P, Type HL, Type 1 outdoor)
- CSA certified (cUL) listed
- Inherent thermal protection
- RoHS compliant

Line Voltage (V)	Lamp Type	Lamp Watts	Approx. Lamp Length	No. of Lamps	Line Current (A)	Input Power (W)	Power Factor	Max Current THD (%)	Current Crest Factor
120-277	GPH212T5	10	8"	1	0.14-0.06	14	≥0.98	≤12	≤1.6
				2	0.24-0.10	24	≥0.98	≤10	≤1.5
120-277	GPH287T5	14	11"	1	0.17-0.07	16	≥0.98	≤10	≤1.5
				2	0.30-0.13	30	≥0.98	≤10	≤1.5
120-277	GPH357T5	17	14"	1	0.19-0.08	19	≥0.98	≤10	≤1.5
				2	0.33-0.14	33	≥0.99	≤10	≤1.5
120-277	GPH406T5	19	16"	1	0.21-0.09	21	≥0.98	≤10	≤1.5
				2	0.37-0.16	37	≥0.99	≤10	≤1.5
120-277	GPH463T5	22	18"	1	0.23-0.09	23	≥0.98	≤10	≤1.5
				2	0.41-0.17	41	≥0.99	≤10	≤1.5
120-277	GPH508T5	24	20"	1	0.25-0.10	25	≥0.99	≤10	≤1.5
				2	0.50-0.21	50	≥0.99	≤10	≤1.5
120-277	GPH711T5	34	28"	1	0.36-0.15	36	≥0.99	≤10	≤1.5
120-277	GPH810T5	41	33"	1	0.41-0.18	41	≥0.99	≤10	≤1.5
120-277	GPL18K	18	9"	1	0.22-0.09	22	≥0.98	≤10	≤1.5
				2	0.44-0.18	44	≥0.99	≤10	≤1.5
120-277	GPL36K	36	15"	1	0.44-0.18	43	≥0.99	≤10	≤1.5
120-277	TUV11W4PSE	11	9"	1	0.15-0.06	15	≥0.98	≤12	≤1.5
				2	0.26-0.11	26	≥0.98	≤10	≤1.5
120-277	TUV16W4PSE	16	12"	1	0.18-0.08	18	≥0.98	≤10	≤1.5
				2	0.32-0.13	32	≥0.99	≤10	≤1.5
120-277	TUV18WPL-L	18	9"	1	0.22-0.09	22	≥0.98	≤10	≤1.5
				2	0.44-0.18	44	≥0.99	≤10	≤1.5
120-277	TUV25W4PSE	25	21"	1	0.26-0.11	26	≥0.99	≤10	≤1.5
				2	0.53-0.22	53	≥0.99	≤10	≤1.5
120-277	TUV36WPL-L	36	16"	1	0.44-0.18	43	≥0.98	≤10	≤1.5
120-277	TUV36T54PSE	36	33"	1	0.41-0.17	41	≥0.99	≤10	≤1.5

### Dimensions & Wiring Diagram



L	W	H	M	S
5	2 3/8	1	4 5/8	3/16
5.00	2.38	1.00	4.63	0.19
12.70 cm	6.05 cm	2.54 cm	11.76 cm	0.47 cm



# RSN1GPH20120



eBallast for 1 GPH212T5 thru GPH4635, GPHU22-2215 or  
TUV 18W PL-L Lamps  
Preheat Rapid Start, 120Vac  $\pm$ 10%, 50-60Hz.

### Performance

- Electronic ballast
- Preheat Rapid start operation
- Series lamp connection
- Normal power factor
- Encased and potted
- Internal surge protection
- Meets FCC Part 18 (Class A)
- Meets ANSI standard C62.41
- Meets ANSI standard C82.11
- Max. Current THD  $\leq$ 10%
- Current Crest Factor  $\leq$ 1.7

### Application

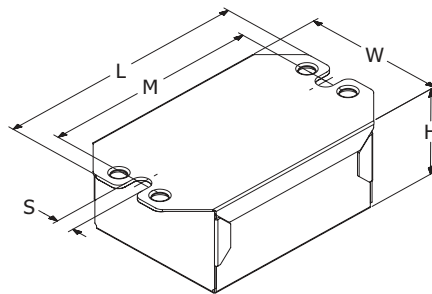
- Max. case temp: 167°F/75°C
- Max. ambient temp: 104°F/40°C
- Min. starting temp: 0°F/-18°C
- Lamp starts: >15,000
- Remote mounting: 18 ft.

### Safety

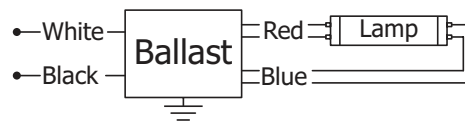
- UL/935:  
(Class P, Type HL, Type 1 outdoor)
- CSA certified (cUL) listed
- Inherent thermal protection
- RoHS compliant
- No PCB's

Line Voltage (V)	Lamp Type	Lamp Watts	Approx. Lamp Length	No. of Lamps	Line Current (A)	Input Power (W)	Power Factor	Max Current THD (%)	Current Crest Factor
120	GPH212T5	10	8"	1	0.21	13	$\geq$ 0.51	$\leq$ 15	$\leq$ 1.7
120	GPH229T5	11	9"	1	0.22	13	$\geq$ 0.51	$\leq$ 15	$\leq$ 1.7
120	GPH262T5	13	10"	1	0.23	14	$\geq$ 0.51	$\leq$ 15	$\leq$ 1.7
120	GPH287T5	14	11"	1	0.24	15	$\geq$ 0.51	$\leq$ 15	$\leq$ 1.7
120	GPH305T5	15	12"	1	0.24	15	$\geq$ 0.52	$\leq$ 15	$\leq$ 1.7
120	GPH330T5	16	13"	1	0.25	16	$\geq$ 0.52	$\leq$ 15	$\leq$ 1.7
120	GU7610T5	16	7" U	1	0.27	17	$\geq$ 0.52	$\leq$ 15	$\leq$ 1.7
120	GU2210T5	16	7" U	1	0.27	17	$\geq$ 0.54	$\leq$ 15	$\leq$ 1.7
120	GPH357T5	17	14"	1	0.27	17	$\geq$ 0.52	$\leq$ 15	$\leq$ 1.7
120	GPH383T5	18	15"	1	0.28	17	$\geq$ 0.52	$\leq$ 15	$\leq$ 1.7
120	TUV18WPL-L	18	9"	1	0.31	20	$\geq$ 0.52	$\leq$ 15	$\leq$ 1.7
120	GPH406T5	20	16"	1	0.32	21	$\geq$ 0.52	$\leq$ 15	$\leq$ 1.7
120	G15T8	15	18"	1	0.35	18	$\geq$ 0.50	$\leq$ 15	$\leq$ 1.7
120	G20T10	20	24"	1	0.38	22	$\geq$ 0.50	$\leq$ 15	$\leq$ 1.7

### Dimensions & Wiring Diagram



L	W	H	M	S
3	1 13/16	1 1/8	2 3/4	0.16
3.00	1.80	1.13	2.75	0.17
7.62 cm	4.57 cm	2.87 cm	6.99 cm	0.43 cm



Standard lead lengths and tolerance:

- Black: 8"
- Red: 8"
- White: 8"
- Blue: 8"

Tolerance  $\pm$ 2.00 -1.00, Strip 0.375", Tolerance  $\pm$ 0.06



© 2018 Robertson Worldwide - All rights reserved.

Reproduction in whole or part is prohibited without the prior written consent of the copyright owner.

The information presented in this document, is believed to be accurate and reliable and may be changed without notice.

No liability will be accepted by the publisher for any consequences of its use.